




Today's largest, most powerful tractors demand tougher track. It's why John Deere® chose Trackman® to create the first rubber track for its tractors. And Trackman continues to deliver groundbreaking innovations resulting in the most rugged track out there. Without question, our track handles more horsepower and delivers better traction to pull more weight. That means we can take on today's heaviest, most powerful tractors with total confidence.

Trackman®

for John Deere®
8RT and 9RT Models



Constructed for Longer Life




Fully molded lugs deliver unsurpassed durability and longevity.

Wire-ply construction with 50% more wires per inch than our competition.

Patented galvanized cables prevent corrosion and premature weakness.

HP Extreme Track




MAXXTUFF™ steel belt reinforcement is the strongest in the market today.

Wider center design means better clean-out.

Engineered with more usable tread rubber for longer life.

HP Track



20% thicker carcass resists cuts, punctures and other damage.

Double the wire dramatically improves track strength

Stronger carcass reduces internal track temperatures and improves tread lug performance and wear life.

Trackman®
OUTWORKS. OUTLASTS. OUTPERFORMS. OUT HERE.



TRACKMAN® RUBBER TRACK SPECIFICATIONS FOR JOHN DEERE® TRACTORS

Product Code	Vehicle	Description	Width (in.)	Length (in.)	# of Tread Lugs	Tread Pitch (in.)	Tread Lug Height (in.)	# of Guide Lugs	# of Wire Plies	Carcass Thickness (in.)	Ship Weight (lb.)
John Deere 8000T											
527850	JOHN DEERE 8000T	Trackman® HP	16	324	108	6.0	2.0	54	3	1.25	873
528240	JOHN DEERE 8000T	Trackman® HP	18	324	108	6.0	2.0	54	3	1.25	943
613530	JOHN DEERE 8000T	Trackman® HP Extreme	16	325	84	7.7	2.75	42	4	1.50	969
613540	JOHN DEERE 8000T	Trackman® HP Extreme	18	325	84	7.7	2.75	42	4	1.50	1068
527860	JOHN DEERE 8000T	Trackman® HP	24	324	108	6.0	2.0	54	3	1.25	1147
527870	JOHN DEERE 8000T	Trackman® HP	30	324	108	6.0	2.0	54	3	1.25	1356
616430	JOHN DEERE 8000T	Trackman® HP Extreme	24	324	72	9.0	2.75	54	3	1.50	1360
616440*	JOHN DEERE 8000T	Trackman® HP Extreme	30	324	72	9.0	2.75	54	3	1.50	1636
John Deere 9000T											
616450	JOHN DEERE 9000T	Trackman® HP Extreme	30	378	84	9.0	2.75	84	3	1.50	1732
616460	JOHN DEERE 9000T	Trackman® HP Extreme	36	378	84	9.0	2.75	84	3	1.50	2187
John Deere 8RT											
612140*	JD 8295RT/8320RT/8345RT	Trackman® HP	16	354	118	6.0	2.0	59	4	1.25	868
612150	JD 8295RT/8320RT/8345RT	Trackman® HP	18	354	118	6.0	2.0	59	4	1.25	949
613510	JD 8295RT/8320RT/8345RT	Trackman® HP Extreme	16	357	92	7.7	2.75	46	4	1.50	985
613520	JD 8295RT/8320RT/8345RT	Trackman® HP Extreme	18	357	92	7.7	2.75	46	4	1.50	1094
616470	JD 8295RT/8320RT/8345RT	Trackman® HP Extreme	24	357	78	9.0	2.75	78	4	1.50	1417
616480	JD 8295RT/8320RT/8345RT	Trackman® HP Extreme	30	357	78	9.0	2.75	78	4	1.50	1691
John Deere 9030T/9RT											
616490	JD 9430T/9530T/9630T	Trackman® HP Extreme	30	387	86	9.0	2.75	86	4	1.50	1952
616510	JD 9430T/9530T/9630T	Trackman® HP Extreme	36	387	86	9.0	2.75	86	4	1.50	2198

*Track is made to custom order



Just like our track, our warranty is second to none.

In accordance with the Continental Trackman Rubber Track warranty, the track is covered against material and/or workmanship defects. For complete warranty information, contact your Rubber Track dealer or visit our website at continental-trackman.com.

Continental

1-877-394-0482 • continental-trackman.com

Copyright © 2018 ContiTech AG. All rights reserved. For complete information go to: www.contitech.de/disc_en

Trackman®